

EMERGENCIES CALL 911
 BUSINESS/HALL RENTAL
 PHONE 215-257-4028
 FAX 215-257-7814
 WWW.SELLERSVILLEFD.COM



SELLERSVILLE FIRE DEPT.
 2 NORTH MAIN STREET
 P.O. BOX 315
 SELLERSVILLE, PA 18960
 100% VOLUNTEER

SELLERSVILLE FIRE DEPARTMENT MONTHLY REPORT March 2025

TOTAL OVERALL SFD RESPONSES:	MONTH: 39	YTD: 114
TOTAL # OF PERSONNEL RESPONDING	355 (9.1 Average)	1022 (8.9 Average)
TOTAL # OF MAN HOURS	250 Hours 41 Minutes	503 Hours 7 Minutes
TOTAL TIME IN SERVICE	18 Hours 01 Minutes	47 Hours 39 Minutes

FIRE RESPONSES

	MONTH	YTD
TOTAL # OF RESPONSES	38	110

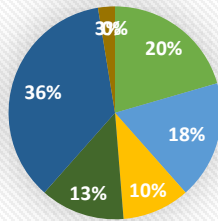
OFFICER RESPONSES

	MONTH	YTD
TOTAL # OF RESPONSES	1	2

FIRE POLICE RESPONSES

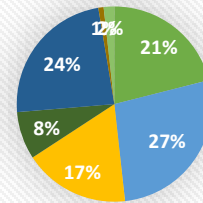
	MONTH	YTD
TOTAL # OF RESPONSES	0	2

INCIDENT TYPE MARCH 2025



- FIRE - 8
- RESCUE & EMERGENCY MEDICAL SERVICE - 7
- HAZARDOUS CONDITION - 4
- SERVICE CALL - 5
- FALSE ALARM & FALSE CALL - 14
- SEVERE WEATHER - 1
- SPECIAL INCIDENT TYPE - 0

INCIDENT TYPE YTD



- FIRE - 24
- RESCUE & EMERGENCY MEDICAL SERVICE - 31
- HAZARDOUS CONDITION - 20
- SERVICE CALL - 9
- FALSE ALARM & FALSE CALL - 27
- SEVERE WEATHER - 1
- SPECIAL INCIDENT TYPE - 2

TYPE OF ALARM BY DISPATCH

Month	YTD	Month	YTD	Month	YTD
	1	2	8	2	5
	1		2	2	7
4	4			3	6
1	2	15	46	1	5
	8			9	19

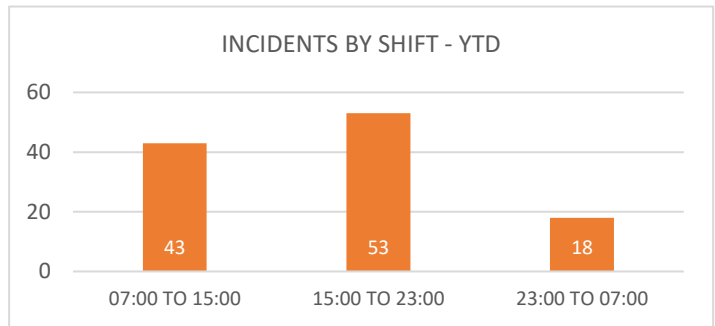
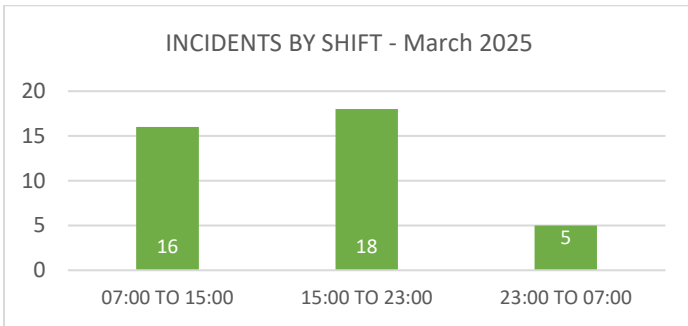
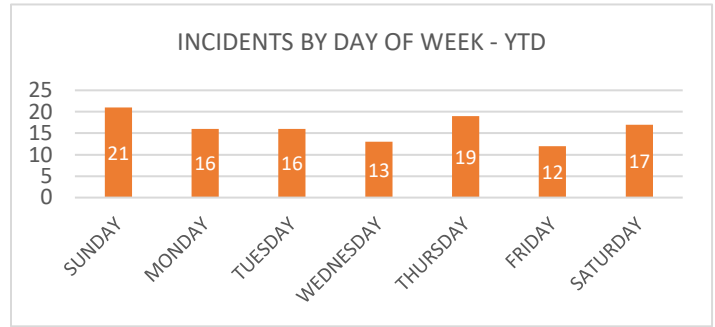
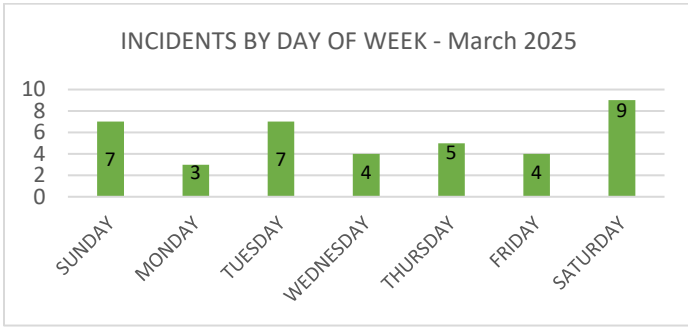
SPECIFIC PROPERTY USE

Month	YTD	Month	YTD	Month	YTD
14	46	6	23	3	12
2	5	1	3	0	2
7	14	6	9		

SFD MONTHLY REPORT

March 2025

Page (2)



RESPONSES BY MUNICIPALITY

MONTH		YTD		MUNICIPALITY		MONTH		YTD		MUNICIPALITY	
#	%	#	%	#	%	#	%	#	%	#	%
9	23%	24	21%	SELLERSVILLE BOROUGH	1	.8%	SILVERDALE/DUBLIN BOROUGH				
9	23%	36	31.6%	WEST ROCKHILL TWP.	5	4.4%	RICHLAND TWP.				
1	.33%	9	7.8%	EAST ROCKHILL TWP.	5	4.4%	MILFORD TWP.				
1	.33%	14	12.2%	HILLTOWN TWP.			TELFORD BOROUGH				
7	18%	13	11.4%	PERKASIE BOROUGH	1	.8%	OTHER BUCKS MUNICIPALITIES				
3	7.6%	4	3.5%	QUAKERTOWN BOROUGH	2	1.7%	OUT OF COUNTY ASSIST				

RESPONSES BY DISTRICT

MONTH	YTD	DISTRICT	MONTH	YTD	DISTRICT
19	67	STATION 27 – SELLERSVILLE	4	6	STATION 87 – QUAKERTOWN
7	21	STATION 26/76 – PERKASIE	2	4	STATION 58 - TRUMBAUERSVILLE
	2	STATION 23 – DUBLIN			STATION 43 - PALISADES
1	4	STATION 59 – SILVERDALE	3	4	STATION 57 – MILFORD
		STATION 60/61 - HILLTOWN	1	1	OTHER BUCKS COUNTY DISTRICTS
			2	5	OUT OF COUNTY ASSIST.

UNIT REPOSES BY UNITS

MONTH	YTD	UNIT	MONTH	YTD	UNIT
16	53	ENGINE 27	9	35	COMMAND 1
10	31	TOWER 27	19	63	COMMAND 2
15	43	RESCUE 27	16	44	COMMAND 3
		SPECIAL SERVICE 27 (HWT)	1	10	UTILITY 27
5	15	FIRE POLICE (TRAFFIC 27)		1	HAZMAT 27

TRAINING DRILLS

March 3 – Water Supply
 March 13 – Hazmat Ops
 March 20 – Hazmat Ops
 March 25 – Ground Ladders

TOTAL # OF DRILLS
 TOTAL # OF PERS. ATTENDING DRILLS
 TOTAL # OF MAN HOURS
 TOTAL TIME OF DRILLS

MONTH	YTD
4	10
63 (15.8 Average Per Drill)	170 (17 Average Per Drill)
131 Hours 0 Min	397 Hours 0 Min
10 Hours 0 Min	25 Hours 0 Min

Respectfully Submitted,

Douglas C. Wilhelm

Douglas C. Wilhelm, Deputy Chief SFD

April 1, 2025